

# Synergy 800 Banner

## SYNERGY-800

The Synergy 800 retractable banner stand is a lightweight economy banner. It is simple and easy to use and features a silver base, snap rail, bungee pole and comes with a basic carry bag.



We are continually improving and banner our product range and reserve the right to vary the specifications without prior notice. All dimensions and weights quoted are approximate and we accept no responsibility for variance. E&OE. See Graphic Templates for graphic bleed specifications

## features and benefits:

- Comes complete with base, snap top rail, three piece bungee pole
- Lightweight construction
- Includes carry bag
- 90 day limited warranty against manufacturer defects

## dimensions:


Hardware	Shipping
<p>Assembled unit:</p> <p>32.17" w x 82.28" h x 12.5" d 818mm(w) x 2090mm(h) x 318mm(d)</p> <p>Approximate weight: 5.5 lbs / 12.1 kg</p>	<p>1 Box(es):</p> <p>Shipping dimensions: 4" x 4" x 33" 864mm(l) x 127mm(h) x 102mm(d)</p> <p>Approximate total shipping weight: 7 lbs / 4 kg</p>
Graphics	
<p>Graphic material:</p> <p>Standard anti-curl vinyl and premium fabric</p> <p>See graphic templates for graphic sizes.</p> <p>Refer to related graphic templates for more information Visit: <a href="https://www.theexhibitorshandbook.com/downloads/download-graphic-templates">https://www.theexhibitorshandbook.com/downloads/download-graphic-templates</a> or click here</p>	<h3>additional information:</h3>

## Synergy 800 Banner Assembly




1

Remove contents from bag and swivel foot on base.




2

Repeat for second swivel foot



3

Assemble 3-piece bungee pole



4

Insert assembled 3-piece pole into base.



5

Gently lean unit back and raise the graphic by the top rail, Attach top graphic rail to pole.



6

Unit assembly is complete.