

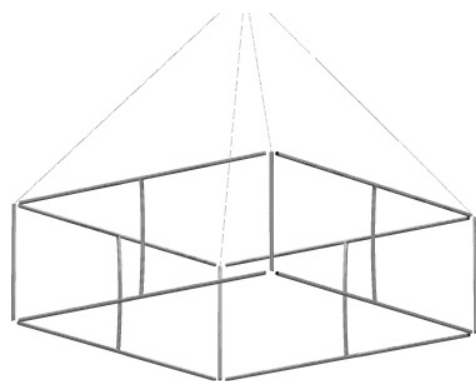
# Formulate Essential Square Hanging Structures

## ESS-SQU

Formulate™ Essential Square tension fabric hanging structures are available in numerous sizes. The economy aluminum tube frame features bungee cords for easy connections, hanging cables and a zippered pillowcase graphic. All sizes come with a carry bag and feature a one year limited hardware warranty.



Single sided graphic



Frame



Double sided graphic



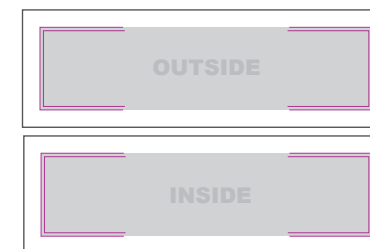
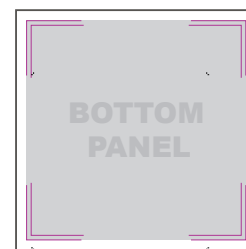
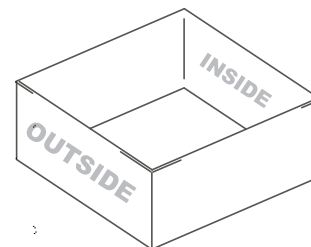
Graphic with printed bottom

## features and benefits:

- Economy aluminum tube frame features bungee cords for easy connections
- Quick set up
- Graphics available double or single sided
- Kit Includes: one frame, pillowcase zipper fabric graphic (sold separately), hanging cables and carry bag
- One year limited hardware warranty against manufacturer defects


## dimensions:

Hardware	Shipping
Hardware can be found on page 2	<p><b>Shipping dimensions:</b></p> <p><b>0802:</b> 54"l x 14"w x 9"h 1372mm(l) x 356mm(w) x 229mm(h)</p> <p><b>0803:</b> 54"l x 14"w x 9"h 1372mm(l) x 356mm(l) x 229mm(h)</p> <p><b>0804:</b> 54"l x 14"w x 9"h 1372mm(l) x 356mm(w) x 229mm(h)</p> <p><b>1002:</b> 65"l x 14"w x 9"h 1321mm(l) x 356mm(w) x 229mm(h)</p> <p><b>1003:</b> 65"l x 14"w x 9"h 1321mm(l) x 356mm(w) x 229mm(h)</p> <p><b>1004:</b> 65"l x 14"w x 9"h 1321mm(l) x 356mm(l) x 229mm(h)</p> <p><b>1202:</b> 52"l x 14"w x 12"h 1575mm(l) x 356mm(w) x 305mm(h)</p> <p><b>1203:</b> 52"l x 14"w x 12"h 1575mm(l) x 356mm(w) x 305mm(h)</p> <p><b>1204:</b> 52"l x 14"w x 12"h 1575mm(l) x 356mm(w) x 305mm(h)</p> <p><b>Approximate shipping weight (includes hardware and carry bag only):</b></p> <p><b>0802:</b> 29 lbs / 13.2 kgs</p> <p><b>0803:</b> 32 lbs / 14.5 kgs</p> <p><b>0804:</b> 35 lbs / 15.9 kgs</p> <p><b>1002:</b> 33 lbs / 15 kgs</p> <p><b>1003:</b> 36 lbs / 16.3 kgs</p> <p><b>1004:</b> 39 lbs / 17.7 kgs</p> <p><b>1202:</b> 39 lbs / 17.7 kgs</p> <p><b>1203:</b> 42 lbs / 19.1 kgs</p> <p><b>1204:</b> 45 lbs / 20.4 kgs</p>
Graphics	
Graphic dimensions can be found in the graphic templates, which can be viewed at <a href="http://www.exhibitors-handbook.com/graphic-templates">www.exhibitors-handbook.com/graphic-templates</a>	
Graphic Material: 5 oz. Soft Knit Dye-sublimated zipper pillowcase fabric	



We are continually improving and modifying our product range and reserve the right to vary the specifications without prior notice. All dimensions and weights quoted are approximate and we accept no responsibility for variance. E&OE. See Graphic Templates for graphic bleed specifications.

SQU-8' WIDTH				
HEIGHT	HARDWARE CODE	SINGLE-SIDED GRAPHIC CODE	DOUBLE-SIDED GRAPHIC CODE	BOTTOM ZIP-IN PANEL (PRINTED) CODE
2'	SQU-0802	SQU-0802-G	SQU-0802-GDBL	SQU-0802-GPBP
3'	SQU-0803	SQU-0803-G	SQU-0803-GDBL	SQU-0803-GPBP
4'	SQU-0804	SQU-0804-G	SQU-0804-GDBL	SQU-0804-GPBP



Single sided graphic

SQU-10' WIDTH				
HEIGHT	HARDWARE CODE	SINGLE-SIDED GRAPHIC CODE	DOUBLE-SIDED GRAPHIC CODE	BOTTOM ZIP-IN PANEL (PRINTED) CODE
2'	SQU-1002	SQU-1002-G	SQU-1002-GDBL	SQU-1002-GPBP
3'	SQU-1003	SQU-1003-G	SQU-1003-GDBL	SQU-1003-GPBP
4'	SQU-1004	SQU-1004-G	SQU-1004-GDBL	SQU-1004-GPBP



Double sided graphic

SQU-12' WIDTH				
HEIGHT	HARDWARE CODE	SINGLE-SIDED GRAPHIC CODE	DOUBLE-SIDED GRAPHIC CODE	BOTTOM ZIP-IN PANEL (PRINTED) CODE
2'	SQU-1202	SQU-1202-G	SQU-1202-GDBL	SQU-1202-GPBP
3'	SQU-1203	SQU-1203-G	SQU-1203-GDBL	SQU-1203-GPBP
4'	SQU-1204	SQU-1204-G	SQU-1204-GDBL	SQU-1204-GPBP



Printed zip-in bottom panel

SET UP INSTRUCTIONS:

STEP 1: TOP AND BOTTOM SHAPE ASSEMBLY

1. CONNECT BUNGEE TUBE AND MATCHING NUMBERS.

2. CONNECT OPEN ENDED TUBES BY MATCHING NUMBERS.

STEP 2: SPREADER ATTACHMENT

1. CONNECT BOTTOM OF SPREADER TO BOTTOM SHAPE STRUCTURE WITH PUSH BUTTONS BY MATCHING LETTERS

2. CONNECT TOP OF SPREADER TO TOP SHAPE STRUCTURE WITH PUSH BUTTONS BY MATCHING LETTERS

STEP 3: GRAPHIC ATTACHMENT

1. SLIDE PILLOWCASE GRAPHIC INTO FRAME.

2. ZIP GRAPHIC CLOSED.

