

# Model CT200

(Ceiling Installation)

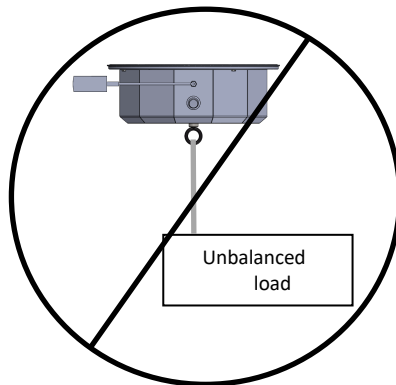
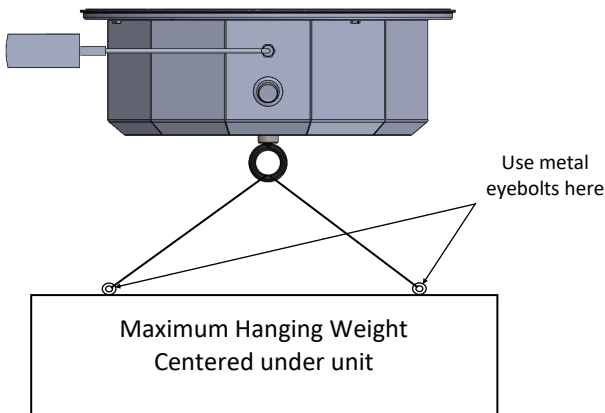
## Installation and Maintenance Instructions

Questions? Call 610-266-9600 for help

### For ALL installations:

- Display or sign load MUST be balanced and centered under unit.
- Do NOT exceed rated capacity of unit.

### Display or Sign hanging from Rotator:



Model:	Max. Hanging Weight:
CT200	200 lb

- Fasten base securely to ceiling structure using appropriate fastening hardware (not provided).
- CAUTION: Be sure your structure and installation hardware can handle the weight.
- Use wire rope or chain to allow hanging sign to self-balance.
- Do NOT allow bare wire rope or chain to rub on eyebolt.
- Wire rope or chain should be protected to prevent fraying or failure.
- Hang level.
- Not rated for outdoor use.

### Maintenance:

No regular maintenance is required for this unit.



**Vue-More**  
Turntables  
Powered by Dynapac Motion





Phone: 610-266-9600  
Email: [info@vuemore.com](mailto:info@vuemore.com)  
[www.vuemore.com](http://www.vuemore.com)

# Model CT200E

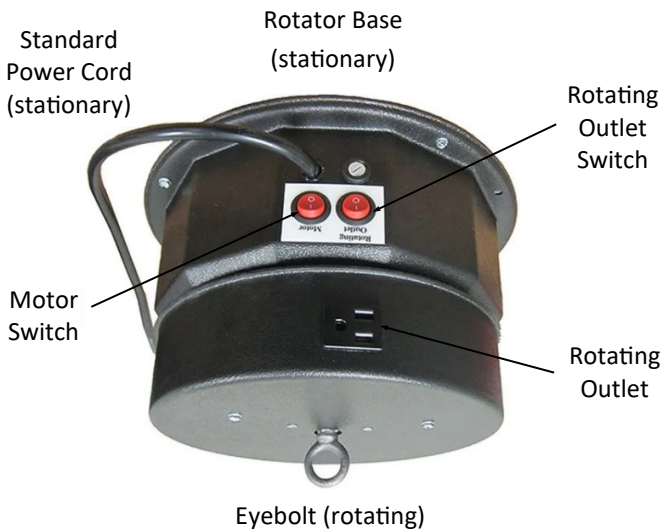
(Ceiling Installation)

## Electrical Connections

Questions? Call 610-266-9600 for help

<b>⚠ WARNING</b>	
	Disconnect power before servicing or installing. Do not touch any electrical components while unit is connected to power source.
	Keep hands clear while operating. Read installation and maintenance instructions prior to operation.

### Unit with rotating wires/outlet:



- **WARNING!** Electrical components are live when unit is plugged in.
- Do NOT exceed rated electrical capacity of unit (8A unless 15A unit is ordered).
- Plug Power Cord into wall outlet.
- Plug display wiring into Rotating Outlet on turntable.
- Press Motor Switch to start Eyebolt rotation.
- Press Rotating Outlet Switch to provide power to the rotating turntable outlet.

Model:	Motor power draw:
CT200E	.5 A (60 Watts)

### Limited Warranty:

The manufacturer warrants the enclosed unit, to the original purchaser only, against factory defects in material and workmanship for twelve months from date of purchase.

Should the unit prove defective or fails to operate properly in use during the warranty period specified above, the manufacturer will repair it or replace it without charge when returned to the factory, freight prepaid, by the original producer. This warranty will be considered void if the product is tampered with, altered, modified, improperly installed or serviced, or damaged through misuse, negligence, or accident. Labor provided by the customer to remove or replace the unit is not covered under this warranty. Warranty covers parts replacement only.

When the warranty is not applicable, the customer will be charged for the cost of repair plus shipping charges. Items damaged in shipping must be returned to the factory in its original container.

The manufacturer shall in no event be liable for inconvenience, or for incidental, consequential, contingent, or any other damages. This warranty is made in lieu of any other express warranty, and, except for the foregoing warranty, which is exclusive, there is no other warranty being made.



**Vue-More**  
Turntables  
Powered by Dynapac Motion



Phone: 610-266-9600  
Email: [info@vuemore.com](mailto:info@vuemore.com)  
[www.vuemore.com](http://www.vuemore.com)