

# Model MB200B

## (Floor/ Tabletop Battery Operated Installation)

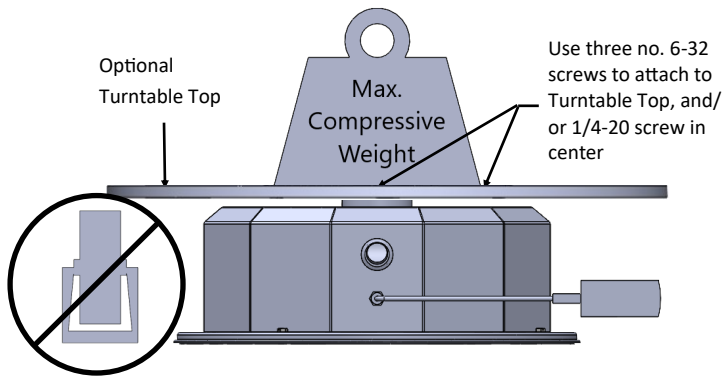
### Installation and Maintenance Instructions

Questions? Call 610-266-9600 for help

#### For ALL installations:

- Display or sign load MUST be balanced.
- Do NOT use stabilizer casters or wheels to support turntable.

#### Display or Sign mounted on TOP of Rotator:



Do NOT use caster wheels to balance load

| Model: | Max. Compressive Weight: |
|--------|--------------------------|
| MB200B | 200 lb                   |

- Standard rotation is clockwise. Direction is set at factory.
- Larger diameter turntable top may be attached to rotator turntable.
- Load must be placed directly on turntable top.
- Weight MUST be balanced (add a counter-weight if needed).
- Keep unit level.
- Not for outdoor use.

## WARNING! Do NOT hang weight from unit.

Hanging weight will cause unit to come apart and fall.

#### Maintenance:

- This unit uses a rechargeable battery. Charge battery when not in use.
- Charge the battery after every 24 hours of use to avoid depletion and irreversible damage to the battery. Battery will fully deplete after 40 hours run time.
- Charge battery fully prior to shelf storage. If it is left uncharged for a long period of time (like over a month or two), the battery may be ruined and won't recharge anymore.



**Vue-More**  
Turntables  
Powered by Dynapac Motion





Phone: 610-266-9600  
Email: [info@vuemore.com](mailto:info@vuemore.com)  
[www.vuemore.com](http://www.vuemore.com)

# Model MB200B


## (Floor/ Tabletop Battery Operated Installation)

### Electrical Connections

Questions? Call 610-266-9600 for help

| <b>! WARNING</b>  |  |
|---|--|
|  | Disconnect power before servicing or installing. Do not touch any electrical components while unit is connected to power source. |
|  | Keep hands clear while operating. Read installation and maintenance instructions prior to operation.                             |

#### Unit without rotating wires/outlet:



- No rotating electrical wires or rotating outlet are available.
- Battery comes fully charged from factory.
- Press Power Switch to start unit.
- Do not run unit while charging battery.
- To charge battery, plug battery charger into standard outlet and 2.5mm Recharge Jack on unit.
- Charge until battery charger light turns green.

| Model: | Battery Style                     |
|--------|-----------------------------------|
| MB200B | 12V Rechargeable Sealed Lead Acid |

#### Limited Warranty:

The manufacturer warrants the enclosed unit, to the original purchaser only, against factory defects in material and workmanship for twelve months from date of purchase.

Should the unit prove defective or fails to operate properly in use during the warranty period specified above, the manufacturer will repair it or replace it without charge when returned to the factory, freight prepaid, by the original producer. This warranty will be considered void if the product is tampered with, altered, modified, improperly installed or serviced, or damaged through misuse, negligence, or accident. Labor provided by the customer to remove or replace the unit is not covered under this warranty. Warranty covers parts replacement only.

When the warranty is not applicable, the customer will be charged for the cost of repair plus shipping charges. Items damaged in shipping must be returned to the factory in its original container.

The manufacturer shall in no event be liable for inconvenience, or for incidental, consequential, contingent, or any other damages. This warranty is made in lieu of any other express warranty, and, except for the foregoing warranty, which is exclusive, there is no other warranty being made.



**Vue-More**  
Turntables  
Powered by Dynapac Motion



Phone: 610-266-9600  
Email: [info@vuemore.com](mailto:info@vuemore.com)  
[www.vuemore.com](http://www.vuemore.com)