



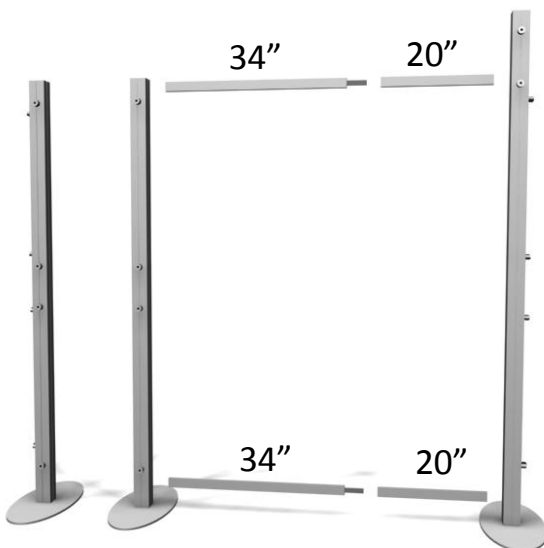
Step 1. Attach lower columns to bases using large flat head screws & Phillips head screw driver.



Step 2. Attach upper columns to lower columns using XVline 1" knobs.



Step 3. Join graphic bar halves & attached to columns.



Step 4. Attach Slatwall using standoff caps.



Step 5. Attach wings, header & stem lights.

