


exhibitline

ex2.0 backwall assembly instructions


Steps 1&2. Attach left and right lower columns to feet using 2 **short** knobs per column. Install gusset caps.




Step 3. Attach stem lights to upper columns using one **long** knob per column.



Steps 4&5. Attach left and right upper columns to lower columns using 2 **short** knobs per column.



Step 8. Connect upper and lower graphic hangers.



Steps 9&10. Slide upper and lower graphic hangers into graphic and hang graphic. Attach graphic panels using 2 **short** nylon tipped knobs per panel.

