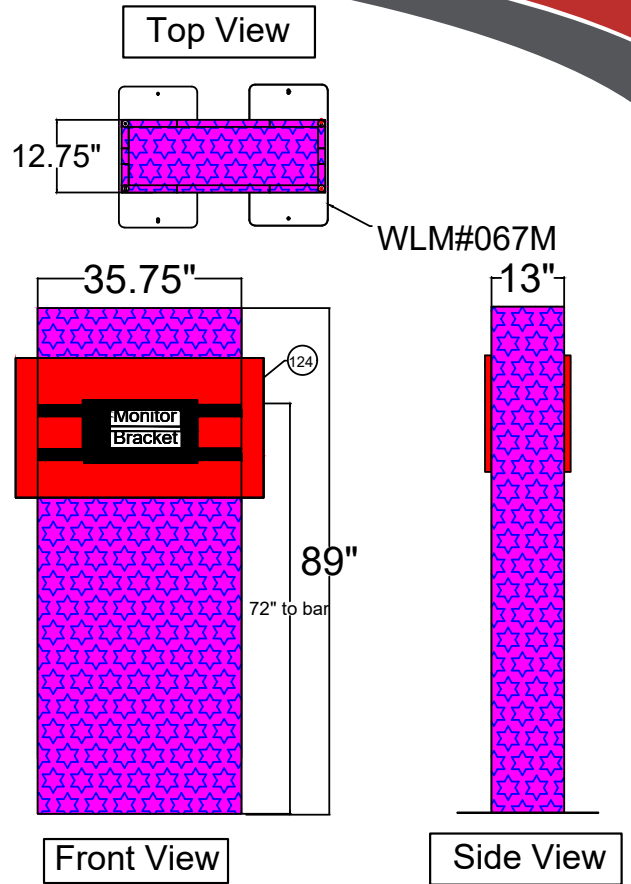
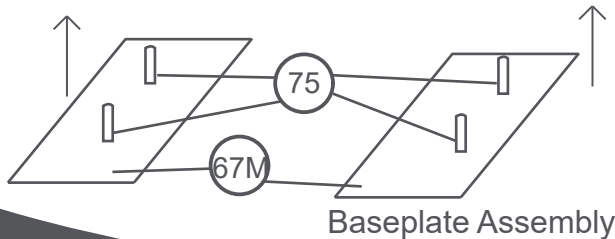
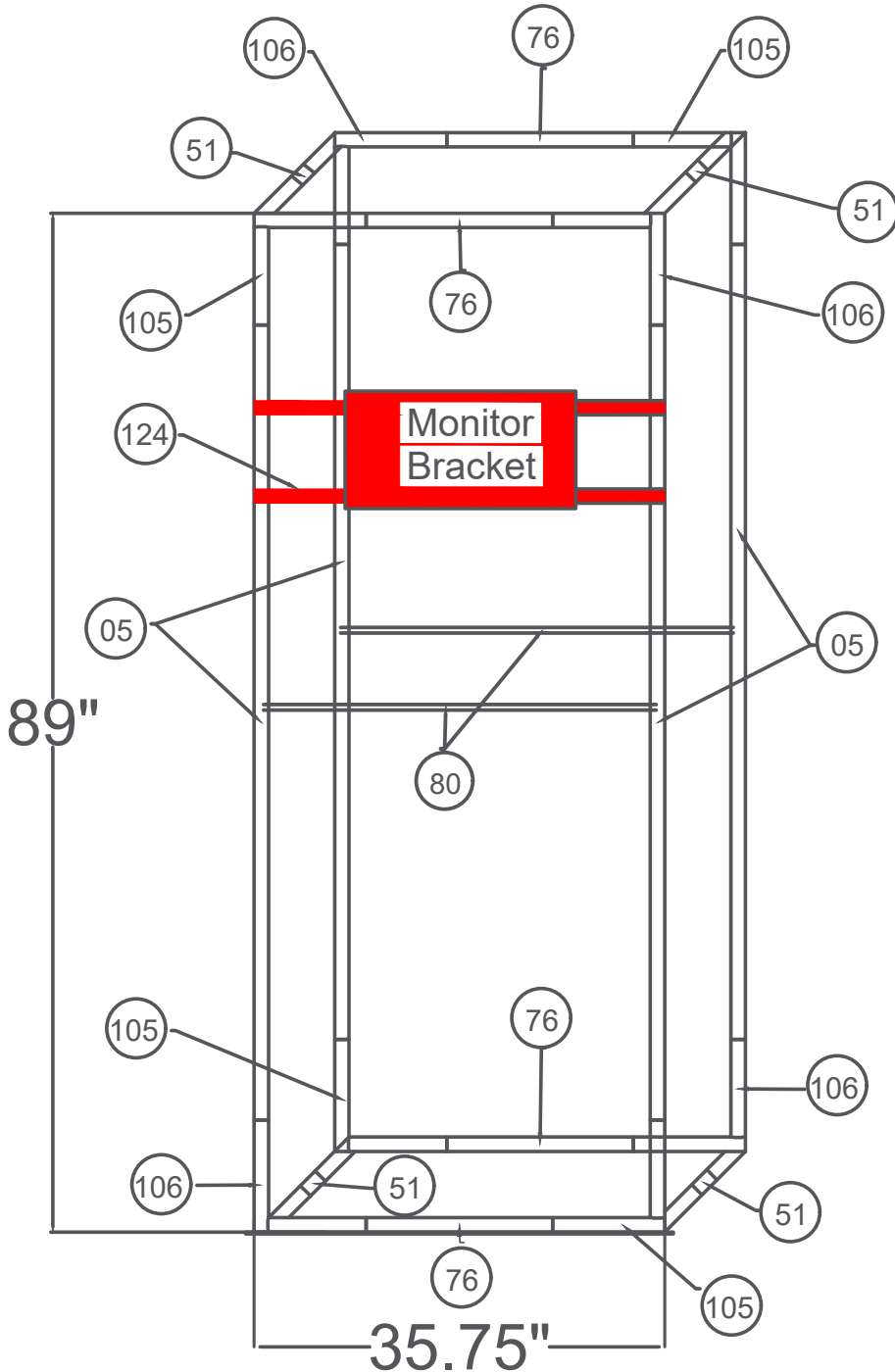


WAVELINE®

TOWER MONITOR STAND 36"W x 89"H - Square Corners



DMS3689S

Qty.	Part Number
4	WLM#005
4	WLM#076
4	WLM#051
1	BGO-FABRIC-L
4	WLM#105
4	WLM#106
2	WLM#067-M
4	WLM#075
1	WLM#124
2	WLM#080

**monitor not included

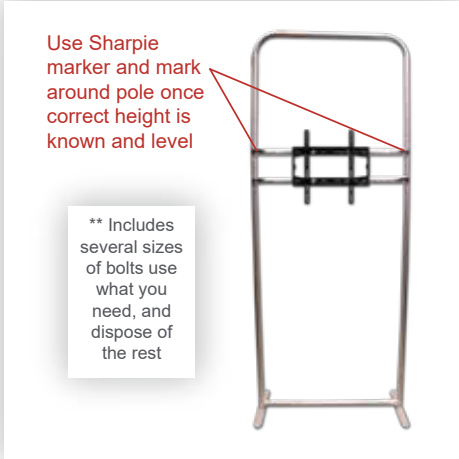
* accomodates up to qty.2 monitors

* supports up to 50" monitor

DO NOT EXCEED 50 LBS per monitor

WAVELINE®

MONITOR BRACKET #124



Fully Assemble The Frame



Once Marked With Marker, Remove Monitor Bracket



Put Graphic On The Frame



Make Slits With A Sharp Knife Where The Bolts Should Penetrate Graphic



Reattach Monitor Bracket To Front Of Graphics And Tighten



Attach Mounting Rails Onto Back Of Monitor

Hang Monitor Back Onto Support Bars

**supports up to 50" monitor (not included)

DO NOT EXCEED 50LBS
DO NOT EXCEED WIDTH ON WLM MERCHANDISERS
CANNOT FREESTAND WITH WL MONITOR STAND