

# EZ TUBE 20FT X 10FT STRAIGHT


EZ TUBE DISPLAYS  
PRODUCT CODE: EZT20X10



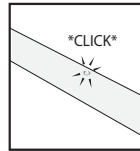
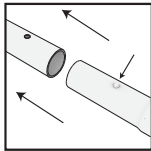
On frame On graphic

## SET UP INSTRUCTIONS & PARTS LIST

REFERNCE LABELS ON TUBES WITH DIAGRAM BELOW FOR FRAME ASSEMBLY



Press button & insert swaged end into receiving end of tubing



Includes (qty 1) Medium Hardcase  
SKU: MHC

Part #	Lenght	Tube
11,12,13,14,25,26,27,28	29.25"	M/F
2,3,4,5,6,7,8,9	30.7825"	M/F
A1,A2,A3	26.7825"	M/F
A4	29.5325"	M/M
16,17,18,21,22,23	28.3125"	M/F
19,20	31.0625"	M/M