


EZ TUBE 30FT STRAIGHT

EZ TUBE DISPLAYS
PRODUCT CODE: EZT30STR



On frame On graphic



PRODUCT DESCRIPTION

Introducing the 30ft EZ Tube Straight Tube Frame Display: a sleek, professional solution for showcasing your brand with effortless assembly and striking visual impact. Crafted from durable 43mm diameter silver aluminum tubing, this display exudes quality and durability.

Efficiency meets ease with tool-free frame assembly and foot installation, facilitated by push spring button connections. Say goodbye to complicated setups and hello to seamless presentation.

Customization is at your fingertips with the option for dye sublimated fabric graphics, available in both single and double-sided configurations. Choose from blank white or black back fabric for single-sided graphics, ensuring your message stands out against a complementary backdrop.

Designed for indoor environments, this display boasts dimensions of 360" W x 90" H x 19.75" D, providing ample space to captivate your audience. Transport and protect your investment with the included Medium Hard Cases (MHC), ensuring your display remains pristine between uses.

Illuminate your brand with optional LED lights, effortlessly mounted atop the display to front-light your graphics, ensuring maximum visibility and impact.

Experience the seamless blend of functionality and aesthetics with the EZ Tube 30ft Straight Tube Frame Display—an essential tool for making your brand shine.

DISPLAY DIMENSIONS	360"W x 90"H x 19.75"D
TEMPLATE DIMENSIONS	90.3125" W x 22.625" H (25% Scale)

GRAPHIC MATERIAL

Dye Sublimated Stretch Fabric

GRAPHIC FINISHING

Pillowcase graphic finishing with #10 zipper closure across the bottom of the graphic (zipper color will match single sided back fabric, double sided graphics always have white zippers)

DISPLAY CONSTRUCTION

Frame perimeter is constructed of 43mm anodized silver aluminum tubing with plastic corner connectors, and aluminum feet. 30mm tubing is used for the middle vertical support struts in the middle of the frame

SHIPPING WEIGHTS & DIMENSIONS

Shipping Weight	72.5 lbs (Graphic Package - Case 1 w/ graphic)
	49.5 lbs (Graphic Package - Case 2)
	49.5 lbs (Hardware Only - Each Case - 2 cases total) 23 lbs (Graphic Only)
Shipping Dimensions	24"L x 19"W x 41"H (Graphic Package - Each Case - 2 cases total)
	24"L x 19"W x 41"H (Hardware Only - Each Case - 2 cases total)
	Poly Bag (Graphic Only)

Tube Connection



Press button & insert swaged end into receiving end of tubing



Tool Free Foot Connection
Outer Foot Dims: 19.75" L x 6.25" W x 6mm H
Center Foot Dims: 17.6" L W x 11.9" W x 6mm H



Includes (qty 2) Medium Hardcase
Outside Case Dims: 22"W x 39"H x 17"D
Inside Case Dims: 20.5"W x 32.5"H x 12"D

EZ TUBE 30FT STRAIGHT

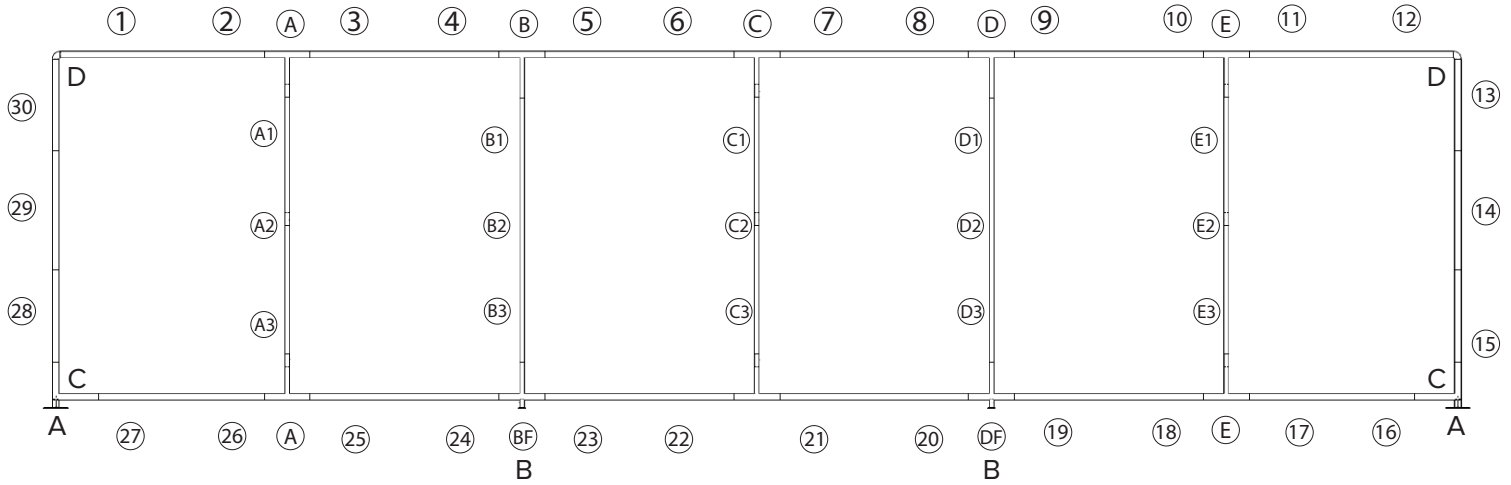
EZ TUBE DISPLAYS
PRODUCT CODE: EZT30STR



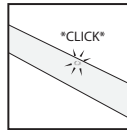
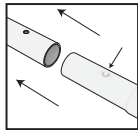
On frame On graphic

SET UP INSTRUCTIONS & PARTS LIST

REFERNCE LABELS ON TUBES WITH DIAGRAM BELOW FOR FRAME ASSEMBLY



Press button & insert swaged end into receiving end of tubing



Includes (qty 2) Medium Hardcase

PART/SKU	QTY	REF
EZT-FT43MM	2	A
EZ-FT-30MM-S	2	B
EZT20-B-CENT-ANKLE	2	TF
EZT20-END-ANKLE	2	C
EZT20-T-TOP-CENT	5	T
EZT20-TOP-CRNR	2	D
MEDIUM HARD CASE (MHC)	2	N/A

EZ TUBE 30FT STRAIGHT

EZ TUBE DISPLAYS
PRODUCT CODE: EZT30STR



On frame



On graphic



AVAILABLE ACCESSORIES



EZT-LEDSLVA

(qty 6) Recommended for 30ft Display



EZT-LEDBLK

(qty 6) Recommended for 30ft Display